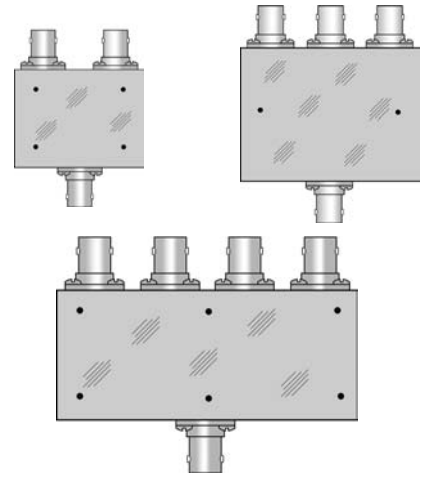
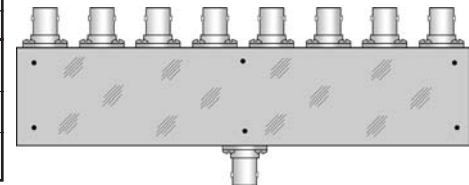


POWER DIVIDERS

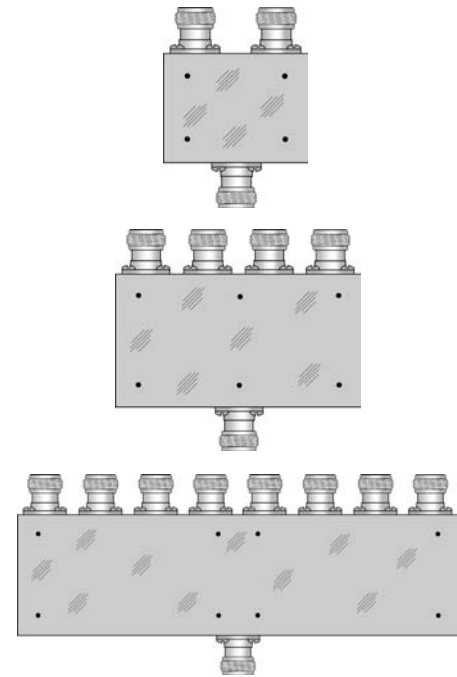
BNC		Female POWER DIVIDERS...2,3,4,6 & 8 Output Ports					
Part No.	No. of Output Ports	Frequency Range	Isolation (dB max.)	VSWR Max.	Insertion Loss dB Max	Price Each	
						1-24	25-49
PD1103-2	2	2-500 MHz	25	1.35	1.00	\$127.77	\$118.83
PD1107-2	2	10-1000 MHz	20	1.50	1.50	147.77	137.43
PD1102-3	3	2-200 MHz	25	1.35	1.00	\$259.77	\$241.59
PD1104-4	4	2-500 MHz	22	1.35	1.50	\$257.77	\$239.73
PD1108-4	4	10-1000 MHz	20	1.70	2.00	337.77	314.13
PD1101-6	6	1-175 MHz	20	1.50	1.50	\$397.77	\$369.93
PD1105-8	8	2-500 MHz	20	1.50	2.00	\$397.77	\$369.93
PD1106-12	12	2-500 MHz	25	1.50	3.00	\$557.77	\$518.73



75 OHM BNC		Female POWER DIVIDERS... 2,4, & 8 Output Ports					
Part No.	No. of Output Ports	Frequency Range	Isolation (dB max.)	VSWR Max.	Insertion Loss dB Max	Price Each	
						1-24	25-49
PD1109-2	2	2-500 MHz	25	1.35	1.00	\$257.77	\$239.73
PD1112-2	2	10-1000 MHz	20	1.50	1.50	277.77	258.33
PD1110-4	4	2-500 MHz	22	1.35	1.50	\$297.77	\$276.93
PD1111-8	8	2-500 MHz	20	1.50	2.00	\$517.77	\$481.53



N		Female POWER DIVIDERS... 2,4, & 8 Output Ports					
Part No.	No. of Output Ports	Frequency Range	Isolation (dB max.)	VSWR Max.	Insertion Loss dB Max	Price Each	
						1-24	25-49
PD1113-2	2	2-500 MHz	25	1.35	1.00	\$257.77	\$239.73
PD1116-2	2	10-1000 MHz	20	1.50	1.50	217.77	202.53
PD1117-2	2	0.5-1 GHz	25	1.20	0.25	\$397.77	\$369.93
PD1119-2	2	1-2 GHz	25	1.20	0.25	397.77	369.93
PD1121-2	2	2-4 GHz	23	1.20	0.40	457.77	425.73
PD1123-2	2	4-8 GHz	20	1.30	0.70	\$457.77	\$425.73
PD1161-2	2	4.2-6 GHz	26	1.50	0.80	327.97	305.01
PD1162-2	2	4.4-5 GHz	26	1.50	0.80	327.97	305.01
PD1125-2	2	8-12.4 GHz	16	1.60	1.00	\$457.77	\$425.73
PD1127-2	2	12-18 GHz	20	1.60	1.00	457.77	425.73
PD1114-4	4	2-500 MHz	22	1.35	1.50	\$397.77	\$369.93
PD1118-4	4	0.5-1 GHz	20	1.50	2.25	\$617.77	\$574.53
PD1120-4	4	1-2 GHz	20	2.00	2.25	667.77	621.03
PD1122-4	4	2-4 GHz	20	2.00	2.25	617.77	574.53
PD1124-4	4	4-8 GHz	20	1.60	2.25	\$597.77	\$555.93
PD1126-4	4	8-12.4 GHz	20	1.60	1.50	557.77	518.73
PD1128-4	4	12-18 GHz	15	1.70	1.50	\$597.77	\$555.93
PD1115-8	8	2-500 MHz	20	1.50	2.00	\$547.77	\$509.43



Many More Power Dividers Are Also Available Online

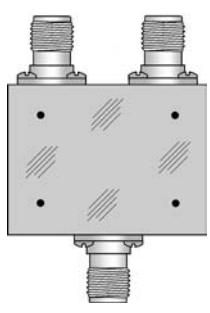
Attenuators & Misc.

Certified ISO 9001
Contract Manufacturing
Experienced to
Produce Excellence
 See Pages 145,146,147

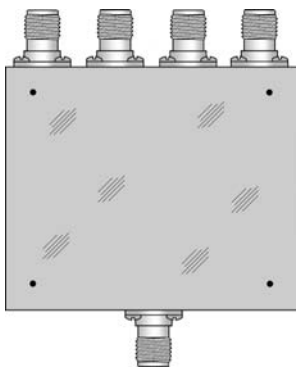
Precision Machine Shop
Precision Sheet Metal Manufacturing & Control Panels
PC-Board Manufacturing & Electronic Assembly
Offering Endless Solutions to Your Design and Manufacturing Needs.

POWER DIVIDERS

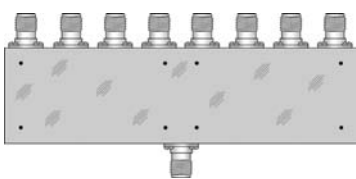
SMA		2 WAY - Female POWER DIVIDERS							PRICE EACH	
Part No.	Frequency Range(GHz)	Max. Isolation(dB)	Max. VSWR	BALANCE		Max. Insertion Loss (dB)	PRICE EACH			
				AMPLITUDE	PHASE		1-24	25-49		
PD1060-2	0.2-3	26	1.50	0.3	3.0	0.80	\$ 319.77	\$ 297.39		
PD1129-2	0.5-1	22	1.20	0.2	2.0	0.20	247.77	230.43		
PD1131-2	1-2	22	1.25	0.2	4.0	0.25	217.77	202.53		
PD1133-2	2-4	20	1.30	0.2	3.0	0.30	197.77	183.93		
PD1135-2	2-8	20	1.35	0.2	4.0	0.40	\$ 307.77	\$ 286.23		
PD1137-2	2-18	20	1.50	0.2	4.0	1.00	397.77	369.93		
PD1139-2	4-8	20	1.30	0.2	4.0	0.35	257.77	239.73		
PD1141-2	7-12.4	20	1.35	0.2	4.0	0.40	\$ 257.77	\$ 239.73		
PD1143-2	8-18	20	1.40	0.2	5.0	0.60	347.77	323.43		
PD1145-2	12-18	20	1.35	0.2	5.0	0.60	279.77	260.19		



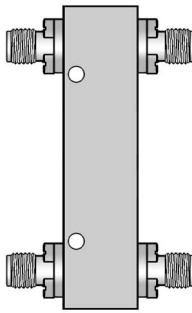
SMA		4 WAY - Female POWER DIVIDERS							PRICE EACH	
Part No.	Frequency Range(GHz)	Max. Isolation(dB)	Max. VSWR	BALANCE		Max. Insertion Loss (dB)	PRICE EACH			
				AMPLITUDE	PHASE		1-24	25-49		
PD1130-4	0.5-1	20	1.30	0.2	4.0	0.40	\$ 327.77	\$ 304.83		
PD1132-4	1-2	20	1.60	0.3	5.0	0.60	379.77	353.19		
PD1134-4	2-4	18	1.50	0.6	6.0	0.60	397.77	369.93		
PD1138-4	2-18	14	1.60	0.6	6.0	2.00	\$ 679.77	\$ 632.19		
PD1147-4	3-5	20	1.45	0.3	4.0	0.50	329.77	306.69		
PD1140-4	4-8	20	1.40	0.3	4.0	0.40	327.77	304.83		
PD1142-4	7-12.4	16	1.50	0.6	6.0	1.00	\$ 327.77	\$ 304.83		
PD1144-4	8-18	18	1.50	0.6	6.0	1.50	457.77	425.73		
PD1146-4	12-18	18	1.50	0.6	6.0	1.50	347.77	323.43		



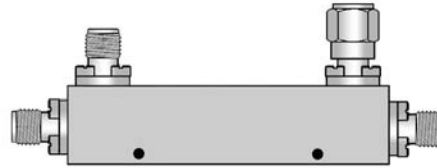
SMA		8 WAY - Female POWER DIVIDERS							PRICE EACH	
Part No.	Frequency Range(GHz)	Max. Isolation(dB)	Max. VSWR	BALANCE		Max. Insertion Loss (dB)	PRICE EACH			
				AMPLITUDE	PHASE		1-24	25-49		
PD1151-8	0.74-0.96	20	1.40	0.2	3.0	0.5	\$1177.77	\$1,095.33		
PD1152-8	1.3-1.76	19	1.35	0.2	4.0	0.4	1377.77	1,281.33		
PD1153-8	2-4	18	1.60	0.4	5.0	1.0	1377.77	1,281.33		
PD1154-8	3.6-4.3	20	1.35	0.4	5.0	0.8	\$1377.77	\$1,281.33		
PD1155-8	4-8	20	1.35	0.8	6.0	0.8	1377.77	1,281.33		
PD1156-8	7-12.4	16	1.55	0.6	6.0	0.8	1377.77	1,281.33		
PD1157-8	12-18	15	1.60	0.6	6.0	1.5	\$1377.77	\$1,281.33		
PD1158-8	8-18	15	1.60	0.6	6.0	2.0	1377.77	1,281.33		
PD1159-8	2-18	14	2.10	0.6	10.0	2.5	1497.77	1,392.93		



90° HYBRIDS

SMA		Part No.	Frequency Range (GHz)	Coupling (db) Thru Loss	Frequency Sensitivity	Isolation (dB Min.)	VSWR (Max)	Power Average Watts	MAX Peak (KW)	PRICE EACH	
										1-24	25-49
		HYB1101	0.5 - 1.0	3.1 ± 0.6	± 0.5 dB	28	1.10	50	3	\$ 297.77	\$ 276.93
		HYB1102	1.0 - 2.0	3.1 ± 0.6	± 0.5	28	1.10	50	3	297.77	276.93
		HYB1103	2.0 - 4.0	3.1 ± 0.6	± 0.5	22	1.20	50	3	327.97	305.01
		HYB1104	2.6 - 5.2	3.1 ± 0.6	± 0.5 dB	20	1.25	50	3	\$ 327.97	\$ 305.01
		HYB1105	4.0 - 8.0	3.2 ± 0.7	± 0.5	18	1.25	50	3	357.97	332.91
		HYB1106	6.0 - 12.4	3.2 ± 0.7	± 0.5	18	1.35	50	3	387.97	360.81
		HYB1107	7.5 - 16.0	3.4 ± 0.9	± 0.6 dB	15	1.45	40	2	\$ 387.97	\$ 360.81
		HYB1108	12.0 - 18.0	3.4 ± 1.0	± 0.7	15	1.50	40	1	337.97	314.31
		HYB1109	2.0 - 8.0	3.3 ± 0.8	± 0.4 dB	17	1.30	30	3	\$ 367.97	\$ 342.21
		HYB1110	4.0 - 12.4	3.3 ± 0.8	± 0.4	17	1.40	20	2	427.97	398.01
		HYB1111	7.0 - 18.0	3.5 ± 1.25	± 0.75	13	1.50	20	1	467.97	435.21

OCTAVE DIRECTIONAL COUPLERS



SMA CONNECTORS			Frequency Sensitivity (dB)	Insertion Loss Excluding Coupled		Directivity (db Min)	VSWR MAX		Power Watts MAX			Price Each	
Part No.	Frequency Range (GHz)	Coupling (dB)		Power	True		Primary Line	2ndary Line	AVG. Inc.	AVG. Rflctd.	PEAK (kW)	1-24	25-49
DC1101-6	0.5-1.0	6±1.00	±0.60	0.20	1.80	25	1.15	1.15	50	2	3	257.97	239.91
DC1101-10		10±1.25	±0.75	0.20	0.80	25	1.10	1.10	50	5	3		
DC1101-20		20±1.25	±0.75	0.15	0.20	25	1.10	1.10	50	50	3		
DC1101-30		30±1.25	±0.75	0.15	0.20	25	1.10	1.10	50	50	3		
DC1102-6	1.0-2.0	6±1.00	±0.60	0.20	1.80	25	1.15	1.15	50	50	3	257.97	239.91
DC1102-10		10±1.25	±0.75	0.20	0.80	25	1.10	2.10	50	5	3		
DC1102-20		20±1.25	±0.75	0.15	0.20	25	1.10	1.10	50	50	3		
DC1102-30		30±1.25	±0.75	0.15	0.20	25	1.10	1.10	50	50	3		
DC1103-6	2.0-4.0	6±1.00	±0.60	0.20	1.80	22	1.15	1.15	50	2	3	257.97	239.91
DC1103-10		10±1.25	±0.75	0.20	0.80	22	1.15	1.15	50	5	3		
DC1103-20		20±1.25	±0.75	0.15	0.20	22	1.15	1.15	50	50	3		
DC1103-30		30±1.25	±0.75	0.15	0.20	22	1.15	1.15	50	50	3		
DC1104-6	2.6-5.2	6±1.00	±0.60	0.20	1.80	20	1.25	1.25	50	2	3	257.97	239.91
DC1104-10		10±1.25	±0.75	0.20	0.80	20	1.25	1.25	50	5	3		
DC1104-20		20±1.25	±0.75	0.20	0.25	20	1.25	1.25	50	50	3		
DC1104-30		30±1.25	±0.75	0.20	0.20	20	1.25	1.25	50	50	3		
DC1105-6	4.0-8.0	6±1.00	±0.60	0.25	1.90	20	1.25	1.25	50	2	3	257.97	239.91
DC1105-10		10±1.25	±0.75	0.25	0.90	20	1.25	1.25	50	5	3		
DC1105-20		20±1.25	±0.75	0.25	0.30	20	1.25	1.25	50	50	3		
DC1105-30		30±1.25	±0.75	0.25	0.25	20	1.25	1.25	50	50	3		
DC1106-6	7.0-12.4	6±1.00	±0.50	0.30	2.00	17	1.30	1.30	50	2	3	257.97	239.91
DC1106-10		10±1.00	±0.50	0.30	1.00	17	1.30	1.30	50	5	3		
DC1106-20		20±1.00	±0.50	0.30	0.35	17	1.30	1.30	50	50	3		
DC1106-30		30±1.00	±0.50	0.30	0.30	17	1.30	1.30	50	50	3		
DC1107-6	7.5-16.0	6±1.10	±0.60	0.60	2.00	12	1.35	1.40	50	2	2	257.97	239.91
DC1107-10		10±1.25	±0.75	0.60	1.00	12	1.35	1.40	50	5	2		
DC1107-20		20±1.25	±0.75	0.50	0.55	12	1.35	1.40	50	50	2		
DC1107-30		30±1.25	±0.75	0.50	0.50	12	1.35	1.40	50	2	2		
DC1108-6	12.4-18.0	6±1.00	±0.50	0.60	2.20	15	1.30	1.40	50	2	1	257.97	239.91
DC1108-10		10±1.00	±0.50	0.60	1.20	15	1.30	1.40	50	5	1		
DC1108-20		20±1.00	±0.50	0.50	0.55	15	1.30	1.40	50	50	1		
DC1108-30		30±1.00	±0.50	0.50	0.50	15	1.30	1.40	50	50	1		

HIGH POWER DIRECTIONAL COUPLERS

N Female IN & OUT SMA COUPLED PORT	Part No.	Frequency Range (GHz)	Coupling (dB)	Frequency Sensitivity (dB)	Directivity (db Min)	MAX VSWR	Price Each	
							1-24	25-49
<p>POWER 600 WATTS CW 10K PEAK</p> <p>MAXIMUM INSERTION LOSS: 0.2 dB</p>	HDC1101-30	0.5-2	30±1.0	±0.75	18	1.15	\$971.87	\$903.84
	HDC1102-30	1-2	30±1.0	±0.75	18	1.15	889.77	827.49
	HDC1103-30	1-4	30±1.0	±0.70	15	1.15	1197.07	1,113.28
	HDC1104-35	1-11	35±1.5	±1.50	15	1.30	\$1697.07	\$1,578.28
	HDC1105-30	1.5-4.5	30±1.0	±0.60	18	1.20	1097.07	1,020.28
	HDC1106-30	2-4	30±1.0	±0.75	18	1.15	997.07	927.28
	HDC1107-30	2-8	30±1.0	±0.60	16	1.30	\$1297.07	\$1,206.28
	HDC1108-30	2.6-5.2	30±1.0	±0.75	18	1.20	877.07	815.68
	HDC1109-30	4-8	30±1.0	±0.75	18	1.30	917.07	852.88
	HDC1110-30	4-12	30±1.0	±0.60	15	1.30	\$1097.07	\$1,020.28
	HDC1111-30	5-11	30±1.0	±0.50	15	1.30	727.07	676.18
	HDC1112-30	7-11	30±1.0	±0.50	16	1.30	877.07	815.68